



About MRI

Magnetic Resonance Imaging (MRI) is a type of scan that allows us to investigate the anatomy and function of the body in great detail, in particular for diagnosing soft tissue injuries and conditions. MRI is used widely for diagnosis as it creates images through using strong magnetic fields, and so doesn't expose the body to any radiation.

At Fortius we offer 1.5T and 3T scanning for high quality images, and all scans are carried out by our experienced Radiographers. The scans are then reported by a Consultant Radiologist within 24 hours.

Do I need to be referred for an MRI?

You will need to be referred by your GP, physiotherapist or a medical practitioner to book an MRI appointment.

Am I suitable for an MRI scan?

Not everyone is suitable for an MRI scan and it is important that you let us know if you have the following risk factors:

- cardiac pacemaker
- heart valves
- cochlear implant
- surgery involving metal implants in the last six weeks
- pregnancy or possibility of pregnancy
- weight in excess of 200kg
- injuries involving metallic fragments in the eyes
- gunshot or shrapnel injuries
- stents

Are there any side effects or risks from an MRI?

There are no known side effects from MRI scanning. However, we are cautious when scanning pregnant women and we do not scan anyone in their first trimester. Please inform your referring Consultant or your Radiographer if you believe you may be pregnant.

Before your MRI

It's important that you arrive 15 minutes before your scan, so that there is sufficient time to complete the screening process and to make sure it is safe to do your scan. If you cannot get to your appointment on time you should call as soon as possible. We will attempt to provide you with an alternate slot the same day, if there is one available.

When you arrive for your imaging appointment, our Radiographers will ask you some questions. You will also be required to fill in a questionnaire about your health and medical history, and you may be asked to sign a consent form. If necessary the radiographers will ask you to get into a patient gown. You may eat and drink normally before the scan.

During your MRI

The scan is not painful but you will have to lie still for up to 20 minutes on a relatively hard surface. The Radiographers will do their best to make you comfortable. If you have any pain or discomfort that could lead to difficulties with the scan, please tell the Radiographer beforehand. It is important that you keep as still as possible whilst the scan is taking place.

You will hear a variety of loud noises which are made by magnetic coils that switch on and off during the scan. These coils measure the signal coming from your body in order to create the images. We provide patients with ear defenders that help reduce this noise.



Magnetic Resonance Imaging (MRI)

The scanner is open at both ends, and our modern scanners are much shorter and wider than older models, but some people may find this experience claustrophobic. If you are worried about this, please discuss this with us before you arrive for your scan. The Radiographer will be able to see you from the control room and you can talk to each other through an intercom. You will be given a call button to press and may be able to listen to music during the scan.

After your MRI


Scans can take between 20 minutes and an hour. If your scan is going to take longer you will be told this when your appointment is made. You may get dressed and leave as soon as your scan is finished. Before leaving the Imaging Department you can collect a disc containing your examination images to take away. There is no aftercare needed once the scan is complete. You may eat and drink normally after unless you have been told otherwise. All instructions will be on your appointment letter – please read it carefully.


Reporting results

Your images will be available immediately on our image viewing system (PACS) for your Consultant to view. A Consultant Radiologist will provide a formal report within 24 hours. All patient information is protected and stored using the strictest security measures. You will be given a disc with a copy of your scan images to take home.

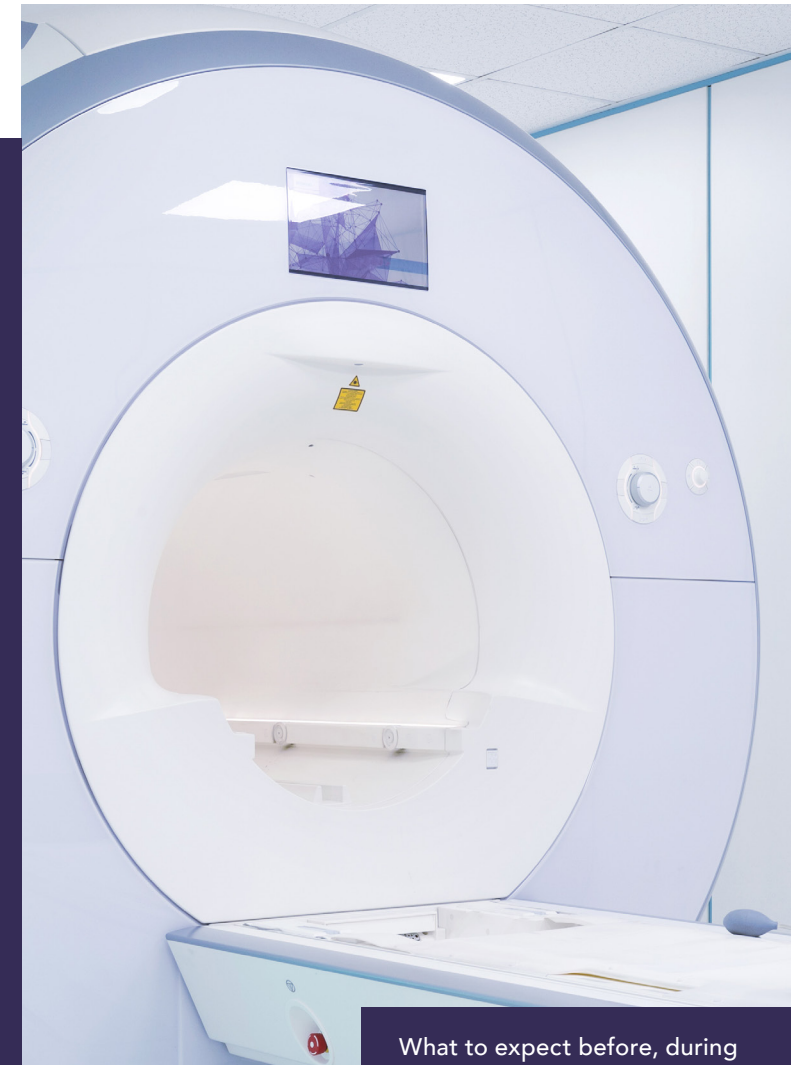
Imaging Centres

-  +44 (0) 203 195 2446
-  +44 (0) 203 070 0152
-  imaging@fortiusclinic.com
-  www.fortiusclinic.com

-  Monday to Friday 8.00am - 8.00pm
Saturday: 8.00am - 1.00pm (Marylebone)
If you require urgent medical attention or advice out of clinic hours, please visit your local A&E.

-  Marylebone Clinic
17 Fitzhardinge Street
London
W1H 6EQ

City Clinic
75 King William Street
London
EC4N 7BE



What to expect before, during and after your MRI scan